



## This Issue *Venturing Out Edition #8*

- WQ Officer & Chairman Reports
- Virtual Quilt Shows, Lectures, & Classes
- WQ Renewal Time
- Call for Entries
- Neighborly Guild Calendar
- Member Articles



## Westside Quilters Quarterly Meeting

**Sarah Goer**

**“Rules and Options of Planned Improv Piecing”**

**Saturday, October 14, 2023**

10am general meeting

11am Lecture

Zoom link will be sent to all members



## Upcoming Workshops & More



- “How Do I Spell That? Improved Pieced Letters” a **workshop taught by Sarah Goer** Friday **October 13<sup>th</sup>** 9:30 to 3:30
- **“Rulers and Options of Planned Improv Piecing”** Quarterly Meeting lecture by Sarah Goer. **Saturday, October 14<sup>th</sup>**. Sarah likes options... but she also likes a plan. This lecture and trunk show will discuss how Sarah uses her planning nature to develop rules for herself which drive her Planned Improv quilt design work. She shares work in a series and shows how she iterates on a design. Sarah explains how she develops a formula for her project. Quilters leave with specific ideas of how to develop a set of rules to guide their improv piecing.
- **Philanthropy Day November 4<sup>th</sup>**, mark your calendars.
- **Holiday Tea!** Plans are being made for our annual **Holiday Tea on December 9 from 2-4 PM!** This year, Luann Jaffe has graciously volunteered to host us in her Mar Vista home. We are looking forward to seeing you all in person to celebrate this past year together and wish each other a happy 2024!!
- Most meetings and most classes will continue on Zoom until the end of 2023.

## Spinning and Weaving Week – First Week in October

*“National Day” pictures are actual quilts.*



# ***PRESIDENT'S MESSAGE***

## Works in Progress

Update on unfinished quilts - I wrote in a previous newsletter that I was trying to finish some tops that were sewn sometime in the last year or so. Happily, I have made some progress! A quilt of colorful houses that I showed at the WQ Quilters Showcase in August now has the binding done and a table runner of a Fig Tree fabrics kit is quilted and bound too. A philanthropy quilt top was finished and quilted and is now waiting for binding.



I love making quilt tops, but like many of us I have trouble deciding on how to actually quilt them. Crosshatching, wavy lines or something more complicated? Free motion or walking foot? Where to go for inspiration? What about a tv commercial or a shopping bag! Twice in the last months I have been surprised to see quilting-type designs in an unusual place. The first was a commercial for mattresses that showed a number of designs that weren't the usual square quilting of the past. One that appealed to me was a design of repeating curves heading in different directions across the mattress. I thought it would look great on a top I have been wondering about. I had to sketch it so I wouldn't forget. The second surprise was a Nike bag, yes, a Nike bag! Lines, squares and curves make up the decoration of the bag (I have attached two photos). I'm going to continue to look for quilt designs in unusual places - you never know what you will see.

A quilt show to remember for next year: "Art From Cloth", a yearly exhibit of the Extreme Quilters in Thousand Oaks running for two weeks in mid-September. It is always an interesting show that my mini group visits. And there is a small boutique too.

Terrie Dorio  
WQ President



National Edge Day  
October 17<sup>th</sup>



National Make A Difference Day  
October 28<sup>th</sup>



National Food Day  
October 24<sup>th</sup>





## “How Do I Spell That? Improved Pieced Letters”

**Sarah Goer**

<https://sarahgoerquilts.com/teaching/>

**Friday, October 13, 2023**

9:30am – 3:30pm

A Zoom link will be sent to all who register for the class

Cost is \$70 for members, \$80 for non-members

Registration is now open

Sarah will teach a variety of improvisational piecing techniques and show numerous ways to put those skills together to create improv pieced letters. Students should come to class with a short word or phrase in mind that they would like to create. Skills introduced in this class can be used beyond the creation of letters. Join us for an opportunity to play while building your improv skills.

### **Sarah Goer, artist and educator**

Sarah helps quilters build their improv piecing skills in a fun and playful way, so they are inspired to create their own unique designs.

Her classes are a bit of a choose your own adventure, packed with tips and tricks as well as permission to play. Part of her joy in teaching is to see the many unique perspectives that develop from the same prompt.

Based in San Jose, California, Sarah learned to sew as a child and was drawn to the color and geometry of quilting after college. As a former middle school math teacher, she combines her eleven years of classroom experience with her nearly two decades of quilting experience to bring clear instruction to her quilt students.

Students appreciate her easy going, nurturing style.

Reach Sarah at [sarahgoerquilts@gmail.com](mailto:sarahgoerquilts@gmail.com)



**Notions and Tools:**

- Sewing machine (with foot, power cord, and needles)
- 1/4-inch presser foot
- Neutral thread
- Scissors
- Rotary cutter
- Cutting mat
- Acrylic cutting rulers (I like to have one long ruler and one square ruler.)
- Small design wall (optional)
- Straight pins
- Pencil and paper for notetaking (you may find graph paper helpful)



**Fabric:**

- Please choose 6-12 fabrics in fat quarters or larger.
- Choose solids, blenders, and/or small-scale prints.
- Consider value (the relative lightness or darkness of fabrics).
- Option 1: lights for background and darks for letters
- Option 2: darks for background and lights for letters
- Option 3: choose a wide spectrum of values for scrappy compositions
- Scraps of all sizes, layer cakes, or jelly rolls can be utilized.
- No precutting is necessary.



<p><u>National Merri Music Day</u> October 25<sup>th</sup></p>		<p><u>National Handbag Day</u> October 10<sup>th</sup></p>		<p><u>National Black Dog Day</u> October 1<sup>st</sup></p>	
<p><u>National Fried Scallops Day</u> October 2<sup>nd</sup></p>		<p><u>National Doorbell Day</u> October 31<sup>st</sup></p>		<p><u>National Candy Corn Day</u> October 30<sup>th</sup></p>	



## *Philanthropy Day*

**November 4, 2023**

10am to 3pm

LAPD Community Room  
4861 Venice Blvd.

We are very excited to be able to meet up in person at our **Philanthropy Workshop on November 4<sup>th</sup>**.

We will meet between 10am & 3pm at the LAPD Community Room at 4861 Venice Blvd. We hope you will be able to join us for all, or some of the time.

As mentioned in last month's newsletter we are excited to participate in the Happy Trails for Kids' Quilts for Kids drive.

Here is some information about their organization and some links to follow to see what they do:

***Happy Trails for Kids**, a nonprofit organization serving children experiencing foster care in Southern CA. The core of our program is our overnight summer camps, where campers spend a fun-filled week each summer reuniting with their siblings, friends, and supportive counselors. In addition to summer camp, we offer winter camp, spring camp and dozens of reunion events throughout the year. Our supportive programming includes recreational events such as sailing, hiking, surfing, as well as cultural and educational experiences. Maintaining an active presence in the lives of our campers is essential to the strength of our program.*

Here is a **short video** to share the impact our programs have on the incredible foster youth we serve. Here is our **IMPACT REPORT**.

Their goal is 500 twin sized (approx. 60 x 80in) quilts. We would like to be able to help towards this goal.

We will continue to collect the smaller sized quilts for Las Familias Del Pueblo.

As always, any quilts are gratefully accepted!

We still have batting and backing fabric available for philanthropy projects, please contact Luann if you need some.

If you have any finished quilt tops that need quilting, please contact Lisa.

If you have any questions please contact Lisa, Virginia, or Luann.  
*Keep making Half-Framed Four Patch Quilts*



See page 9 for directions



# Leadership.....

## Have you ever wanted to go to the Birmingham Quilt Show?

Well, I didn't know I wanted to until Karynn Dittmar invited me to go with her on an Opulent Tour, Birmingham Festival of Quilts & Textile Tour with Brandy Maslowski, Quilter on Fire.

Safety first, dig out your documents, Passport, travel insurance and update shots and vaccines. Search for waterproof boots, raincoat and umbrella in the back of your closet. Pack an electrical adaptor and phone charger. Download WhatsApp, magical for keeping in touch with all the people you left behind on the other side.

Upgrade your flight to Business class if you possibly can. Start your vacation in style and comfort. Probably one of the best decisions we made.

What were the highlights of our trip? Each day was filled with history, shopping and eating. We went a day early and did the Hop on, hop off tour including a river cruise. Great overview of the city and test our understanding of the London dialect. The Globe theater was much bigger than I imagined. The crown jewels are not in the large structures on the bridge but in the Tower of London, many false misconceptions were corrected.

Each day on the tour was a combination of riding a posh bus and walking. We averaged 8,000 steps a day. Sadly, the King was not in residence the day we visited Windsor Castle, the oldest and largest occupied castle in the world. Founded by William the Conqueror in the 11<sup>th</sup> century, 39 monarchs have called it home. But that wasn't the oldest place we visited.

Stonehenge, the world's most famous prehistoric monument dating back to approximately 3000 B.C. Archeologists have recently discovered the mountains where the stones were moved from by many men.

We had two days to wander around the Festival of Quilts, Europe's leading patchwork and quilting event. One of the differences we saw was around the perimeter were booths with demonstrations of quilting ideas and techniques. There were Textile galleries. In Gallery 7, we were able to see Joe Cunningham being interviewed. Laura Kemshall was very generous with time to chat; we also went to her lecture. SAQA had an annual exhibit featuring their Opposites Attract.

We had a chance to hear a brief lecture by Janet Clare and then talk with her about her famous apron. Sheena Norquay, Quiltfolk guest presenter on the Scottish virtual Adventure tour (September 29-30) showed some of her award-winning seascapes and gave us personal tips for fabric choices.

What did we eat? Very well indeed. Great fish and chips in Eaton village, beer and pub grub at the oldest ones we could find, blended soups, and cream tea at the Abbey Hotel. Cornish pasties at the festival.

Would we recommend it? Yes, of course. Next year will be the 21<sup>st</sup> year.

Happy Stitching!  
Pat Karasick  
Vice President





Karen Haas            October 4  
 Nancy Kawahara    October 6  
 Lisa Drew            October 15  
 Sonja Daniel        October 23

**National Pumpkin Spice Day October 1<sup>st</sup>**



**National  
Pumpkin Day  
October 26<sup>th</sup>**



***Membership.....***

Our wonderful membership chair Erika Bradbury has a new occupational job and it is requiring lots of time and she decided it was best to resign. We will miss her at the WQ board meetings.

Karynn Dittmar will be handling the membership for the rest of this fiscal year. The new passcode for the members only section of the website was mailed out earlier in the month so, if you didn't receive it, please let Karynn know.

Membership forms are available on the Westside Quilters website. Annual dues are \$50, payable by check, cash, credit card, PayPal, or Zelle.

Questions? Email [membership@WestsideQuiltersLosAngeles.org](mailto:membership@WestsideQuiltersLosAngeles.org)

Karynn Dittmar, Membership Chair

**National Do Something Nice Day  
October 5<sup>th</sup>**



**National Curves Day  
October 11<sup>th</sup>**



**National  
Emergency Nurse's  
Day  
October 11<sup>th</sup>**

## Treasurer

Karynn Dittmar, Treasurer

<b>OPENING BALANCE AS OF 5/29/23</b>		<b>7063.10</b>
<b>INCOME</b>		
Membership Dues / Donations	1845.00	
Workshop Fees	1290.00	
Guest Fees	0.00	
Fabric Sale Fundraiser	0.00	
Amazon	0.00	
<b>TOTAL INCOME</b>		<b>3135.00</b>
<b>EXPENSES</b>		
Workshop Expense	1250.00	
General Meeting Expense	1175.00	
Charitable Contributions	0.00	
Bank Adjustment	0.00	
Administrative Expenses	0.00	
Membership Expenses	51.29	
SCCQG Insurance	0.00	
Website	258.89	
PO Box Rental	248.00	
Philanthropy / Ed. Expense	0.00	
Printing / Promotion / Admin.	0.00	
Square Up/Pay Pal Fees	44.95	
Government Fees	0.00	
<b>TOTAL EXPENSE</b>		<b>3028.13</b>
<b>NET INCOME</b>		<b>106.87</b>
<b>CLOSING BALANCE as of 9/25/23</b>		<b>7169.97</b>

**National Bring Your  
Teddy Bear To  
Work/School Day  
October 11<sup>th</sup>**



## Website and Social Media:

If you missed our Sew-in with a lecture from Lisa Shepard Stewart you missed her great presentation on African fabrics. To get a taste check out the photos of her visit on the Photos page of [www.westsidequilterslosangeles.org](http://www.westsidequilterslosangeles.org).

As you have seen, the WQ Weekly Update is back after its summer hiatus and it is still in need of photos of your most recent finishes - quilts, needlework, tops - anything for eye candy. These also help our presence on social media, so please send them on to [WestsideQuilters@yahoo.com](mailto:WestsideQuilters@yahoo.com) or to [swrightquilts@gmail.com](mailto:swrightquilts@gmail.com)

Sally Wright, Web and Social Media Manager


~~~~~

**International Day Of The Girl Child October 11<sup>th</sup>**



~~~~~

**National Farmer's Day  
October 12<sup>th</sup>**




**Philanthropy continued.....**

Choose any pattern that you want or try this year's Philanthropy Day pattern

**Half-Framed Four Patch Quilt** 60"x60"

**Fabric Requirement:**  
(2) 2 1/2" Strip Rolls




**Sorting**

Open the strip packs and sort the strips into like fabrics. Use one strip of two different colors for the four Patch, but keep two strips together of the same color for the frame.



**Step One:**

Sew two strips together using a 1/4" seam allowance. Press seams toward the darker value fabric.



**Step Two:**

Cut into 2 1/2" segments. From time to time, check to see that the end of the strip set is still straight by measuring from the seam.



**Step Three:**

Sew two segments together, alternating fabric. Press.



**Step Four:**

Sew one side of the Four Patch to a contrasting strip. Trim. Press toward toward the rectangles. Multiple blocks may be chain pieced onto a strip, then cut apart, trimming the strip even with the block as shown below.



**Step Five:**

Using the same strip, sew it to an adjacent side of the Four Patch as shown below. Again, several blocks may be sewn to one strip and then trimmed apart. Make 100 blocks.

**Quilt Assembly**

Layout the quilt arranging the blocks as you wish paying attention to scattering both color and values to different parts of the quilt.

Sew the blocks together into rows of ten. It may be easiest to pin the row of blocks to each other while they are laid out, then take the row to the machine to sew. Once sewn and pressed, return the row to the layout and gather the next row.

Finally, sew the rows together to complete the quilt top.

**Quilting Ideas:** The busy nature of this Four Patch quilt lends itself to an all-over design, in other words, one pattern repeating over the entire quilt. Either a free-motion design using a hopping foot with the feed dogs dropped or a straight-line design using a walking foot works nicely.

Begin quilting in the center of the quilt working your way out to the edges. Once complete, sew a basting stitch along the edge of the quilt to secure the layers. Trim the quilt to the edge of the quilt top using a rotary cutter and ruler

**National Play Outside Day**  
October 7<sup>th</sup>



**National Pasta Day** October 17<sup>th</sup>



**National Hair Day**  
October 1<sup>st</sup>



## ***Calls for Entry October 2023***

Continuing our notifications for ways to display your quilts and textile pieces to a wider audience...See below a special call from International Quilt Festival for red, white and blue quilts for their 50th anniversary... Also, the call for **Road to California 2024** is open as well as the **SCCQG Exhibit at Road**. These are great local opportunities to show your quilts.

For some great information from a veteran on how to get your work shown see this blog entry from Sue Bleiweiss <https://suebleiweiss.blog/2018/06/14/getting-your-work-out-there/>

I also recommend this blog post from Lyric Kinard on how to choose venues to display your work - <https://lyrickinard.com/2019/05/showing-your-work-choosing-venues/>

Here are some suggestions for quilt entry photography from International Quilt Festival.  
**PHOTOGRAPHING YOUR QUILT FOR SUBMISSION**

- Having a great photo of your quilt - straight on, in focus, not on a bed or held up showing hands and feet, super important. There is lots of great info on quilt photography on line. Google!

Entering shows is not difficult, but to begin here are a few guidelines:

- Always make sure you read everything in the call including the calendar, requirements, rules, etc.
- Especially the rules! Will save headaches and disappointment later on.
- Keep a record on your entries so you won't be caught with a quilt needing to go two places at once. Having to remove a quilt from a show or exhibit because you misread the exhibition dates is a no-no. Ask me how I know...
- Don't be intimidated or depressed by a rejection! There are lots of different reasons why a quilt doesn't fit into a specific show. It is usually not because your quilt is bad!

The calls below are just a sample of the many opportunities out there. For more search "Fiber Art Calls for Entry" or "Quilt Calls for Entry"

**Here are some calls...**

**AQS Quiltweek** - Branson - <https://www.americanquilter.com/quiltweek/aqs-quilt-contests/>  
*Entry Deadline October 12, 2023*

**Art Quilt Elements 2024, Wayne Art Center, March 24-April 27, 2024**  
[www.artquilelements.org](http://www.artquilelements.org)  
*Entry deadline October 15, 2023*

**Road To California Quilt Contest** online entry for the contest is available now –  
*Entry deadline is October 2, 2023.* Check out this page for more info and entry form.  
<https://www.roadtocalifornia.com/pageroad.php?ID=77>

**SOUTHERN CALIFORNIA COUNCIL OF QUILT GUILDS AT ROAD TO CALIFORNIA**  
<https://www.sccqg.org/>

*Entry Deadline October 23, 2023.*

From the Curator Kate Weber -

*Each year southern California has the pleasure of having the Road to California Quilt Show in its own backyard so to speak. The Southern California Council of Quilt Guilds has been asked to provide a quilt exhibit.*

*I am the curator of the 2024 exhibit: Stitching a Community Together Council would like an exhibit that shows all the ways quilters come together in making, building, supporting and maintaining community connections. Each quilt has a story that tells how a feeling of community was created and I want quilts with their stories. For example, an experienced quilter guiding a newbie making a simple 9 Patch, quilts made for philanthropy/charity partners, quilts made for fundraisers or in workshops, etc. All of the stories we've lived about how quilting makes and brings communities together.*

*With the same spirit of coming together, all member guilds are invited to provide quilts for this exhibit. We'd like a wall of quilts from every guild. It may be an individual's quilt or a guild made quilt. The goal is participation from all guilds.*

**Art quilts Elements**, Wayne Art Center, Wayne Pennsylvania, March 24 - April 27, 2024.

<https://artquilelements.org/call-for-entries/>

*Entry Deadline October 15, 2023*

**QUILTCON** - There are several opportunities for members of the Modern Quilt Guild at QuiltCon 2024 next year in Raleigh, NC February 22-25. All can be viewed at [www.QuiltCon.com](http://www.QuiltCon.com) As well as the general show...

- **QuiltCon 2024 Community Outreach Challenge**
- **QuiltCon Maximalism Exhibit**
- **QuiltCon 2024 Community Outreach Challenge**
- **Windham Artisan Cotton 2024**
- **QuiltCon American Patchwork & Quilting Super Scrappy Challenge**

*Entry deadlines for all October 31, 2023*

**AQS SPRING PADUCAH- April, 2024** [American Quilter's Society - AQS Quilt Contests](#)

*Entry Deadline, November 9, 2023*

**New Quilts From An Old Favorite - The National Quilt Museum, Paducah, KY**

This year's theme - The Roaring Twenties. <https://quiltmuseum.org/nqof/>

*Entry deadline January 19, 2024.*

**International Quilt Festival Houston 2024 - 50 YEARS OF GREAT QUILTS. START WORKING NOW ON A RED, WHITE, AND BLUE QUILT FOR FESTIVAL'S 50th ANNIVERSARY SHOW IN 2024!**

*Entry Deadline May 16, 2024*

The roots of International Quilt Festival began in 1974 when Founder Karey Bresenhan opened an antique store in Houston that soon became a quilt shop (Great Expectations Quilts). The next year, she held a "thank you" show, sale, and event for customers. Since then, over the years and at larger and larger venues, Festival has become the world's greatest quilt show, sale, and Quiltmaking Academy, with tens of thousands of attendees coming from the U.S. and dozens of countries to Houston each fall to celebrate the artistry, creativity, and love of quilting.

In the past, we've marked important anniversaries with impressive red & white quilts and blue & white quilts, hanging dramatically from the ceiling of the George R. Brown Convention Center. For our 50th anniversary celebration in 2024, we'll have an even more beautiful exhibit featuring...what else?...red, white, & blue quilts! Whether antique or contemporary, or Art, Traditional, or Modern in design, you can submit your quilt to be part of this once-in-a-lifetime exhibit!

Questions?

Sally Wright [sally@sallywrightquilts.com](mailto:sally@sallywrightquilts.com)





## A NEIGHBORLY GUILD CALENDAR

### October 2023

October 6 Santa Monica Quilt Guild <a href="http://www.santamonicaquiltguild.org">www.santamonicaquiltguild.org</a>	<u>Giucy GiuceBD</u>
October 8 & 9 San Fernando Valley Quilt Guild <a href="http://www.sfvqg.net">www.sfvqg.net</a>	<u>Linda Sullivan</u> Lecture: "Got Colour?" Workshop: <u>Colourbugs &amp; Curves</u>
October 11 Glendale Quilt Guild <a href="http://www.glendalequiltingguild.org">www.glendalequiltingguild.org</a>	<u>meeting</u>
October 13 & 14 Westside Quilters <a href="http://www.WestsideQuiltersLosAngeles.org">www.WestsideQuiltersLosAngeles.org</a>	<u>Sarah Goer</u> Lecture: "Rules and Options of Planned Improv Piecing" Workshop: "How Do I Spell That? Improved Pieced Letters"
October 15 LA Modern Quilt Guild <a href="http://www.LAMQG.org">www.LAMQG.org</a>	Giucy Guice Workshop
October 15 African American Quilters of Los Angeles <a href="http://www.easysite.com/aaqla">www.easysite.com/aaqla</a>	<u>Meeting</u> – third Sunday of the month
October 17 & 18 South Bay Quilters Guild <a href="http://www.southbayquiltersguild.org">www.southbayquiltersguild.org</a>	<u>Diane Harris</u> Lecture: "Taste Test Trunk Show: Unexpected Sampler Quilts" Workshop "Intro to Improv: Scrappy Adventures"
October ?? Simi Valley Quilt Guild <a href="http://www.simivalleyquiltguild.org">www.simivalleyquiltguild.org</a>	<u>TBD</u>
<b>November 2023</b>	
November 1 Santa Monica Quilt Guild <a href="http://www.santamonicaquiltguild.org">www.santamonicaquiltguild.org</a>	<u>Linda Schmidt</u> Lecture: <u>Short Attention Span Quilting</u>
November 4 Westside Quilters <a href="http://www.WestsideQuiltersLosAngeles.org">www.WestsideQuiltersLosAngeles.org</a>	<u>Philanthropy Day</u>
November 8 Glendale Quilt Guild <a href="http://www.glendalequiltingguild.org">www.glendalequiltingguild.org</a>	<u>Meeting</u>
November 9-12 LA Modern Quilt Guild <a href="http://www.LAMQG.org">www.LAMQG.org</a>	Retreat
November 13 San Fernando Valley Quilt Guild <a href="http://www.sfvqg.net">www.sfvqg.net</a>	<u>Patrica Belyea</u> Lecture: "The Alluring World of Yukata Quilts"
November 19 African American Quilters of Los Angeles <a href="http://www.easysite.com/aaqla">www.easysite.com/aaqla</a>	<u>Meeting</u> – third Sunday of the month
November 21 South Bay Quilters Guild <a href="http://www.southbayquiltersguild.org">www.southbayquiltersguild.org</a>	<u>Karen Brown</u> Lecture: "Be the Best Quilter You Can Be"

**National Make A Dog's Day October 22<sup>nd</sup>**



## At Home and Surfing the Internet & some venturing out

**Quilting in the Valley Fall Boutique 2023** Presented by the San Fernando Valley Quilt Association and Valley Quilmakers Guild. An indoor event featuring a variety of vendors and unique handmade craft items. October 14<sup>th</sup> 10:00 am - 4:00 pm Northridge United Methodist Church 9650 Reseda Blvd.

Thank you to Betsey Barker for the following interesting links:

- Joanne has a tv show on Sunday mornings, Create channel 1271/1276, on Spectrum. 4am and 7 am. Sewing and embroidery, YouTube channel
- Fons and Porter quilting, same channels on Spectrum, Saturday, 4am and 7am
- Sewing with Nancy, same channels on Spectrum, MWF 4am and 7am, 12pm and 3pm
- Quilting Arts and Fresh Quilting, same channels on Spectrum, TTH, 4am & 7am, 12pm & 3pm
- Ruler storage ideas <https://www.kristamoser.com/post/ruler-storage-2>
- Great Organizational ideas [https://thegetorganizedhq.com/gohqv2023-freeticket-jennifermaker/#a\\_aid=jennifermaker&a\\_bid=2dc49882](https://thegetorganizedhq.com/gohqv2023-freeticket-jennifermaker/#a_aid=jennifermaker&a_bid=2dc49882)

**Craft in America** “Influences/Influencers: California Fibers” September 9 – December 2, 2023. Opening, Saturday, September 9, 3:00-5:00 p.m. California Fibers is a historic Southern California organization that has been at the forefront of contemporary fiber art. The work in this exhibition represents some of the vast influences that are shaping fiber art today. Artist members work in a range of fiber disciplines and techniques including weaving, quilting, embroidery, and basketry. Join us to celebrate this showcase of their wide-reaching influential and innovative work.

### RELATED TALK + WORKSHOPS




- ReMemory Landscape: Fabric Collage Workshop with Aneesa Shami Zizzo Saturday, September 30, 11:00 a.m.–2:00 p.m. at the Center
- Textile Arts LA Talk: Leigh Wishner on Dorothy Liebes Saturday, October 14, 10:30–11:30 a.m. at the Center
- Knotless Netting Workshop with Annette Heully Saturday, October 14, 12:30–3:30 p.m. at the Center
- Layers of Life: Collage and Stitch with Debra Weiss Saturday, October 28, 11:00 a.m.–4:00 p.m. at the Center

**Craft Napa 2024 – “Uncorked At Home”** Live on Zoom January 11 – 14, 2024 There are a number of day-long and multi-day workshops to choose from. Registration is open.

See a fabulous **ikat** exhibit with **Pat Belyea**...[https://okanarts.com/blogs/blog/ikat-exhibit?syclid=chehl1mf216sv8hthhhg&utm\\_campaign=emailmarketing\\_144721379486&utm\\_medium=email&utm\\_source=shopify\\_email](https://okanarts.com/blogs/blog/ikat-exhibit?syclid=chehl1mf216sv8hthhhg&utm_campaign=emailmarketing_144721379486&utm_medium=email&utm_source=shopify_email)

**Quilting Arts podcasts?** <https://www.quiltingdaily.com/category/quilting-arts-podcast/>

**See the Speaker Calendar of the Southern California Council of Quilt Guilds for additional events.** Go to [www.sccqg.org](http://www.sccqg.org) scroll down to the bottom of the homepage and click on the box “Speakers” and see other SCCQG guilds and speakers into 2023

<b>National Color Day</b> October 22 <sup>nd</sup> 	<b>National No Bra Day</b> October 13 <sup>th</sup> 	<b>National Seafood Bisque Day</b> October 19 <sup>th</sup> 
--	--	---

## Member Articles.....

### Festival of Quilts

By Karynn Dittmar


In July Pat Karasick and I joined a wonderful group of ladies on a fabric and textile adventure in England and Wales. Our tour organizer was Brandy Maslowski who has a podcast called Quilter On Fire. She's from Canada and was formerly a firefighter, hence the name. We also had a tour guide named Janet who was so knowledgeable about all the towns, cities, museums and historical places we visited.

We all met in London and spent a few days seeing the sights including Buckingham Palace, the Tower of London, Kensington Palace, Victoria and Albert Museum and, of course, Liberty Fabrics. Then Windsor Castle, Bath and Stonehenge which was my personal favorite. In Wales we visited Jen Jones Welsh Quilts & Blankets and got to meet Jen herself. Pat had done the Wales virtual workshop through Quiltfolk Magazine and was very excited to meet Jen who is the owner of the largest collection of Welsh quilts.

Our final couple of days were spent at the Festival of Quilts, Birmingham. It's a huge quilt show and everyone who submits a quilt gets in. This is different from a lot of shows and so fun to see quilts like I might make. My personal "best" was meeting Laura Kemshall. I've followed her for years and love everything she and her mother do. We also met Kate of The Last Homely House, Janet Clare, Joe Cunningham and Philippa Naylor, to name a few.

We had such a great time. If you've had any thoughts of taking a textile tour, I would highly recommend it.

Photos: #1 Group photo with Tower Bridge in background, #2 Karynn with Laura Kemshall, #3 Pat with Kay Walsh showing her her Boutis piece, #4 Karynn's favorite stop - Stonehenge



National Breadstick Day  
October 27<sup>th</sup>



National Cake Decorating Day  
October 10<sup>th</sup>



National Fire Pup Day  
October 1<sup>st</sup>



## Westside Quilters Board Meeting – 22 September 2023

Board members meeting at Karynn Dittmar residence: Sonja Daniel, Karynn Dittmar, Terrie Dorio, Lisa Drew, Pat Karasick, Nancy Kawahara, Barbara Marom-Pollack, and Debbie Nussbaum. Zoom connect: Virginia Marshall, Luann Jaffe and Sally Wright

**President:** Terrie Dorio called meeting to order at 10:05 a.m. Called for approval of Minutes; so moved by Lisa Drew, seconded by Debbie Nussbaum, with board voting to approve. She asked board members to think about issue that might arise when in-person meetings resume in 2024 and bring them up at the October meeting.

**Vice President:** Pat Karasick discussed insurance from SCCQG whose membership has decreased to 102 guilds/40 affiliates while insurance rates have increased. The rate will go from \$4 to \$5.25 per member based on May membership which totaled 56.

**Treasurer:** Karynn Dittmar reported a bank balance of \$7081.26. \$51.29 will be paid to Ericka Bradbury for expenses incurred while working as Membership chair.

**Secretary:** Sonja Daniel. No comments

**Membership:** Ericka Bradbury resigned from the position which will be assumed by Karynn Dittmar. Lisa Drew volunteered to take on the position at next juncture. A roster will be produced to reflect new members.

**Programs:** Barbara Marom-Pollack: Programs booked through 2024: Four in-person General Meetings at Sewing Arts (3 of which have Zoom speakers and 1 with an in-person speaker); two in-person classes; two Zoom classes; and one Zoom Sew-In with lecture. January 2024 is Deborah Boschert's *Embroidered Fabric Collage*, a 3-hour Zoom class. July 2024 dark, November will be Philanthropy in-person Sew-In, and December will feature the Holiday Tea. October 13 & 14, 2023 Sarah Goer presents a Zoom Workshop (9:30-3:30 - \$70/\$80) and Zoom General Meeting Lecture - "How Do I Spell That – Improv Pieced Letters" and "Rules of Improv Piecing." Non-members who pay for Zoom workshop are welcome to attend the zoom lecture the following day at no charge. November is philanthropy Sew-In, and Holiday Tea on December 9<sup>th</sup> (2-4 p.m.) at Luann Jaffe's home. Attendees will be encouraged to bring something for Show & Tell. Nancy Kawahara will write in the Newsletter highlighting the Tea. Barbara showed a Modern Quilt Guild business card placed at Sewing Arts. We will endeavor to do the same. The Modern Quilt Guild sent an e-mail inviting us to join them when Giucy Giuce presents a class the cost of which is \$200/\$220.

**Philanthropy:** Lisa Drew reviewed November 4<sup>th</sup> Sew-In at the Police Community Center. Batting and backing fabrics will be available. Two batting rolls will be ordered in preparation. Her contact at Happy Trails for Kids (foster kids in SoCal) said the preferred size is 60x80. Sew-In quilt instructions will be reprinted in Newsletter.

**Newsletter:** Debbie Nussbaum asked articles for September Newsletter be in by the 25th.

**Website:** Sally Wright reported that website is up-to-date and additional photos shortly.

Next Board meeting scheduled for 10 A.M. 21 October, 2023 at Karynn Dittmar residence. There being no further business, the meeting adjourned at 11:04 a.m.

Respectfully submitted,

Sonja Daniel, Secretary



## Next Executive Board Meeting

The next meeting of the Executive Board will be held, October 21, 2023  
 All members of Westside Quilters are welcome to attend with prior notice to  
[Pres@WestsideQuiltersLosAngeles.org](mailto:Pres@WestsideQuiltersLosAngeles.org).



### Our Mission

A new kind of guild organized for educational and charitable purposes; to promote cooperation and the exchange of ideas among quilters; to instruct members in methods and techniques of traditional and contemporary creative quilting; to serve mini-groups and their philanthropic endeavors within the community; to inspire personal achievement.

### Officers 2022-2023

President	Terrie Dorio
Vice President	Pat Karasick
Secretary	Sonja Daniel
Treasurer	Karynn Dittmar
Program	Barbara Marom-Pollack, Del Walker, and Nancy Kawahara
Membership	Karynn Dittmar
Newsletter	Debbie Nussbaum
Philanthropy	Lisa Drew, Virginia Marshall, and Luann Jaffe
Website Manager	Sally Wright

### Appointed Positions

<b>Hospitality</b>	
<b>Meeting Set-Up/Take-Down</b>	Marianne Simpson Lisa Drew and Sonja Daniel
<b>Photographer</b>	Sally Wright
<b>President Emeritus</b>	Marianne Simpson

Mailing Address                 **Post Office Box 641925**  
 Los Angeles, CA 90064

### Website

[www.WestsideQuiltersLosAngeles.org](http://www.WestsideQuiltersLosAngeles.org)

**Facebook** We're on Facebook. Check out the banner on the WQ website home page (lower center).

**iGive.com** This is another way to benefit WQ when shopping on the Internet. Here you need to register (the iGive.com logo appears in the lower center on the WQ website home page and links you directly to iGive.com). More than 800 Internet retailers participate (Barnes & Noble, Bed Bath & Beyond, Enterprise Rent-A-Car, Lancome -- to name a few). Follow the instructions at iGive.com.

**Non-Profit Status** Westside Quilters is tax-exempt from Federal income tax under section 501(c)(3) of the Internal Revenue Code, and classified as a public charity under section 170 of the Code, according to the determination letter dated May 26, 2011 received from the Internal Revenue Service. The effective date of exemption is June 17, 2010. Donations to Westside Quilters are fully tax-deductible for individuals and other entities such as corporations, partnerships, trusts; Westside Quilters is qualified to accept tax deductible bequests and gifts or transfers of gifts.

**F.E.I.N. 27-3145733**  
**(Federal Employer Identification Number)**



## Happy Halloween October 31<sup>st</sup>

